

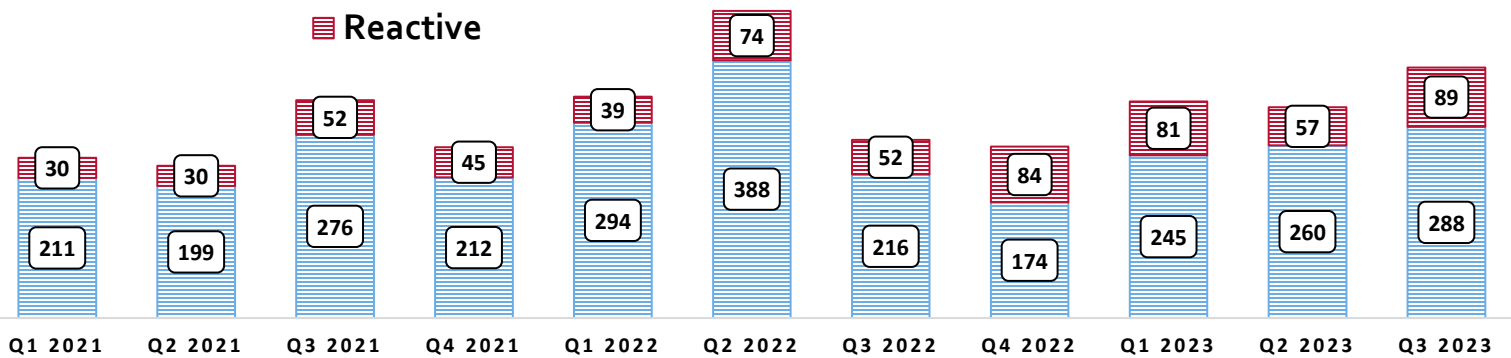
2023 YLW SAFETY OBJECTIVE: Improve safety culture, accountability, and communication of important safety issues to reduce airside incidents.

SAFETY PERFORMANCE INDICATORS (SPIs)


	YTD 2023	Q3 2023	SPI TARGET	2022
# Reports Airside	758	290		987
# Incidents Airside	157	67		132
% Incidents Airside	21%	23%	<20%	13%
# Reports Insufficient Training	109	30		99
# Incidents Insufficient Training	37	8		41
% Incidents Insufficient Training	34%	27%	<36%	41%
# Reports Construction	41	25		45
# Incidents Construction	13	7		16
% Incidents Construction	32%	28%	<31%	36%
# Reports Aircraft Ground Movement	77	35		59
# Incidents Aircraft Ground Movement	43	17		31
% Incidents Aircraft Ground Movement	56%	49%	<48%	53%

TOTAL REPORTS

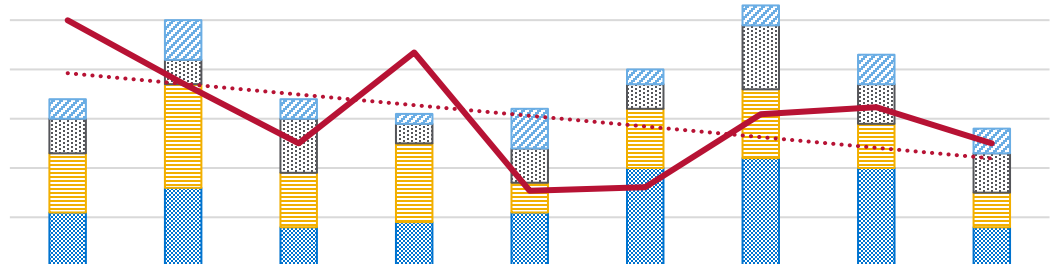
■ Proactive
■ Reactive



LOCATION BREAKDOWN

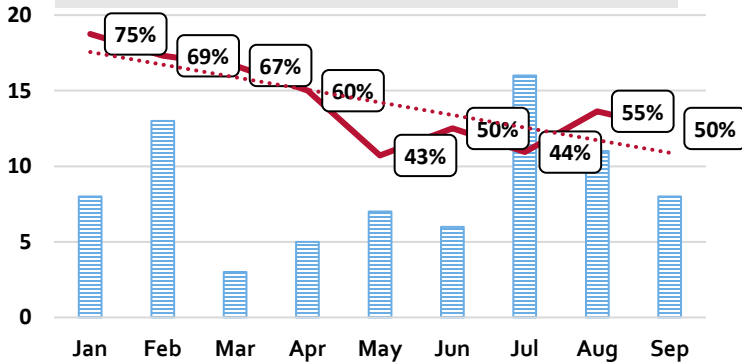


TRAINING AND ADHERENCE REPORTS YTD

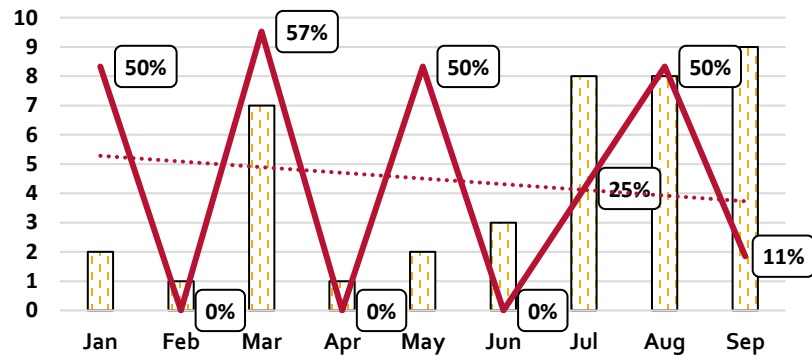


	Jan	Feb	Mar	Apr	May	Jun	Jul	Aug	Sep
TRAINING AND ADHERENCE Lack of policy	4	8	4	2	8	3	4	6	5
TRAINING AND ADHERENCE Misinterpretation of policy	7	5	11	4	7	5	13	8	8
TRAINING AND ADHERENCE Lack of training or insufficient training	12	21	11	16	6	12	14	9	7
TRAINING AND ADHERENCE Disregard of policy	11	16	8	9	11	20	22	20	8
INCIDENT %	50%	37%	25%	43%	15%	16%	31%	32%	25%

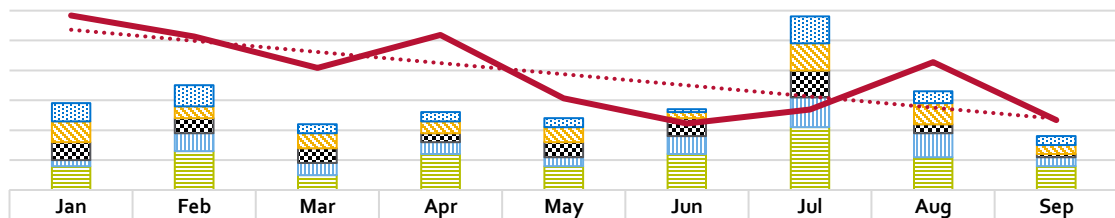
AIRCRAFT OPERATION - Ground Movement BY NUMBER OF REPORTS



CONSTRUCTION BY NUMBER OF REPORTS



EQUIPMENT REPORTS YTD



	Jan	Feb	Mar	Apr	May	Jun	Jul	Aug	Sep
EQUIPMENT Unserviceable	6	7	3	3	3	1	9	4	3
EQUIPMENT Malfunction	7	4	5	4	5	2	9	7	3
EQUIPMENT Improper Protective Equipment	6	5	5	3	5	6	9	3	1
EQUIPMENT Improper Storage	2	6	4	4	3	6	10	8	3
EQUIPMENT Operator Error	8	13	5	12	8	12	21	11	8
INCIDENT %	50%	44%	35%	44%	26%	19%	23%	37%	20%